

Super Brush Logo Mats



Super Brush Logo Mats are commercial-grade, synthetic cocoa mats, well suited for highly-traffic areas, as they can capture large amounts of dirt, debris and moisture. Made from 100% needle-punched polypropylene fibers, these mats have a dense, heavy face weight, made for long-term use.

- High-low surface pattern aggressively scrapes and brushes shoes to remove debris and water.
- Super Brush Logo Mats are soft to walk on, yet their solution dyed fiber is coarse enough to effectively clean shoes and hide the appearance of walking patterns.
- UV-stabilizers make these entrance mats resistant to fading and fast drying compared to natural cocoa mats.
- These entrance mats have a heavy-duty rubber backing.

** Super Brush Logo Mats can be manufactured up to 13' 4" wide and virtually any length, please call for pricing.

Item No: LCOSB

Standard Colors



Charcoal




Black Walnut




Sable Brown




Quartz




Chocolate




Autumn Sky



Beige




Sterling Grey




Red Black



Natural



Blue Steel



Sapphire



Spruce